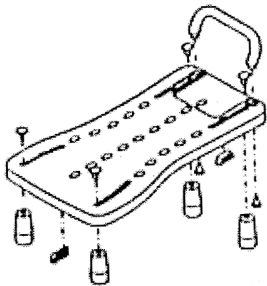




Bath Board with Handle

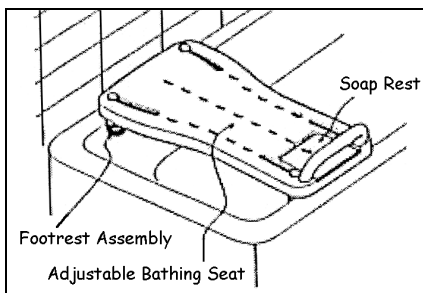
PR46409 / 10440

ASSEMBLY/USER INSTRUCTIONS



1. This product provides a comfortable seat for users who need to be sitting while bathing. Place this device flat on top of tub edges while using.

2. Adjust distance between footrests according to the width of bathtub. Tighten for ready use.

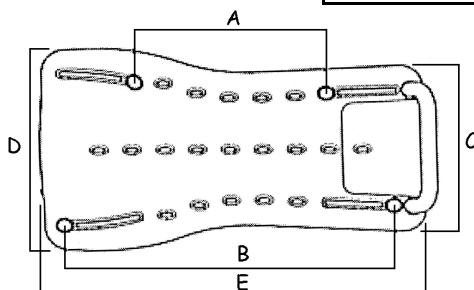


3. While assembling, adjust the distance between footrests according to bathtub size. Its distance fits most of the bathtubs available in the market.

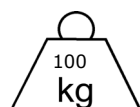
Min. distance "A" - 390mm
Max. distance "B" - 636mm
Distance "C" - 295mm
Distance "D" - 349mm
Distance "E" - 685mm



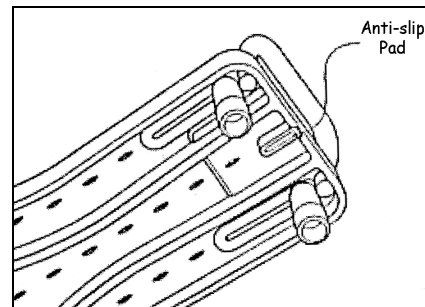
Please inspect all parts carefully for cracks/breaks prior to use.



Maximum
User Wt:



4. The anti-slip rubber pad on the bottom of the product improves safety and does not damage the surface of the bathtub.

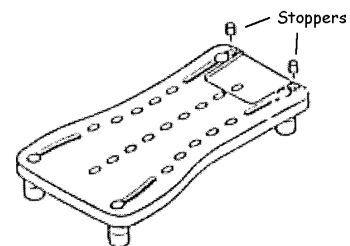


5. Insert stoppers in handle holes when handle is not attached.



Do not use safety handle to assist in standing.

Forced weight on one handle may cause bath board to become unstable.



CARE/MAINTENANCE INSTRUCTIONS

Wash with clean water and mild soap; dry thoroughly. Check that adjustable feet are tight against the tub edges before each use.



Valentine International Ltd. Taiwan
8th Floor, No. 149, Sec 2, Ta Tung Road
221 Hsichih District, New Taipei City
Taiwan R.O.C

EC REP

Y. Sung Handelsvertretung
Duesselthaler Str. 24
40211 Duesseldorf Germany



Made in Taiwan

Distributed By:

Able2 Europe B.V.
Koperslagerij 15
4762 AR Zevenbergen
The Netherlands
www.able2.nl

Able2 UK
www.able2.eu

Able2 Iberia
www.able2.es